



# User Manual

## Travel & Big Travel

### 1. Product description

#### 1.1. Introduction

- The product described here is a medical device of risk class I according to (EU) 2017/745 MDR.
- In this user manual, you will find information on the safe and proper initial operation, use, maintenance and care of this product. Carefully read this user manual before using the device. Follow the safety instructions and act accordingly.

### 2. Features

#### 2.1. Intended purpose

- The product is used for support and relief in case of restrictions of the lower extremities. It allows the user to pursue their desire for mobility. There must be sufficient upper body musculature for safe use. Persons with sensory impairments may not be able to use this item. The article does not impose any special requirements on the education of the user. It can be disassembled for travel purposes.

#### Specification:

REF	Designation				
108.50	Travel	2	130kg	c	a
108.00	Big Travel	1	150kg	c	a

a=Height-adjustable / c=Indoor & outdoor use

1=Standard clip with transport position/ 2=Squeeze pressure, collapsible

#### 2.2. Conditions of use

- Temperature range: -10°C to +35°C; direct radiant heat on the product must be avoided. Relative humidity: 40% to 85%. Outside of these conditions, the product must only be used for a short time.
- The product is not suitable for use in swimming pools or saunas, as surface discolouration and limitations of mechanical strength may occur.

#### 2.3. Storage & transport

- Temperature range: +5° C to +25° C; direct radiant heat on the product must be avoided. Store the product in dry rooms with a humidity of up to 65%.

#### 2.4. Disposal

- Disposal and recycling of used products and packaging must be carried out in accordance with currently valid regulations. Please contact a disposal company for further information. The Infection Protection Act must be observed. Please observe any labels and information on packaging material and act accordingly.

### 3. Symbols & nameplates

Symbol	Meaning	Symbol	Meaning
	Read the manual!		Year of manufacture Device
REF	Article number		Manufacturer
EN	Language		Maximum user weight in kg

Symbol	Meaning	Symbol	Meaning
	Important information!	CE	Product complies with (EU) 2017/745 MDR

### 4. Warranty

- For this product the manufacturer grants a warranty of 12 months. Compliance with the general terms and conditions ([www.rebotec.de/agbs](http://www.rebotec.de/agbs)), as well as the intended use, are a basic prerequisite. The statutory warranty provisions shall apply.
- Unauthorised modifications to this product will void the product's conformity and the warranty.

#### 4.1. Complaint

- Please contact us before returning the product. To reduce transport damage, use the original packaging if possible.
- The Infection Protection Act must be complied with.
  - Please make sure that the product does not pose a risk of infection when returned. Enclose an information sheet on safety with the product. Costs may incur for returns that are not marked non-objectionable.

### 5. Safety instructions



#### Please observe the following safety instructions:

- Before using the device for the first time, the User Manual must be read completely in order to avoid damage caused by fault operation or hazards. Before each use, check the device for visible damage or deficiencies. In case of malfunctions or damage of any kind, the device must not be used. Regularly check the suction foot for damage and wear; replace if necessary.
- The walking aid must be placed on the floor as vertically as possible when walking. Therefore, never position the walking aid too far away from the body or forward in the walking direction. Grasp the handle completely and firmly with one hand. If possible, have an assistant accompany and support you so that they can catch you if you fall.
- The walking aid must not be used for any other purpose. Therefore, only use them to support your ability to walk and not, for example, as a stand-up aid, for levering, moving furniture or other objects. Do not attach any objects (bag, pouch, etc.) to the walking aid.
- After a long period of disuse: Have the walking aid checked by qualified personnel or a specialist dealer. Do not perform any unauthorised mechanical modifications (product liability!). Do not expose the walking aid to sunlight for a longer period of time (at the window, at the heater, in the car). Heat can lead to changes in material properties and durability.
- Attention, danger of slipping:** Never walk with the walking aid on snow or ice-covered ground without the anti-skid device (ice claw). Be careful when walking over damp tiles, floors or crossing loose carpeting. Never clean handles or suction caps with substances containing oil. Be careful with unevenness, holes in the ground and loose subsoil, because the walking aid can slip away unexpectedly or sink in.
- There is a risk of injury with surface temperatures > 40°C. Do not expose the product to high temperatures (e.g. sunlight, radiators, hot water). Allow the product to cool before use.

If the product is used by patients with insensitive skin (no temperature perception or skin damage), a heat check (e.g. touching with the back of the hand) must be carried out by the nursing staff.





## 6. Incident reporting

- Serious incidents in connection with the product must be reported immediately to the manufacturer ([pms@rebotec.de](mailto:pms@rebotec.de)) and BfArM ([www.bfarm.de/DE](http://www.bfarm.de/DE)). Use the BfArM reporting functions and provided forms.

## 7. Reuse, lifetime


- The product is suitable for reuse. How often the product can be reused depends on the frequency and nature of use. Before reuse, the product must be reprocessed and the technical and functional safety and reliability of the product must be checked and restored if necessary. For more information, please see the reprocessing instructions (02.12.154). The reprocessing instructions and the present operating instructions are available for download from [www.rebotec.de/downloads](http://www.rebotec.de/downloads).
- If the product is used as intended, its lifetime is 2 years. The effective lifetime may vary depending on the frequency and intensity of use and the general condition.

## 8. Setting up for use


- The product has been carefully inspected in the factory for freedom from defects and completeness. Please check the product for any possible transport damage and the completeness of the scope of delivery upon receipt.

### 8.1. Adjustment to body height

- Have the product adjusted to your body height by the competent qualified personnel. The height is adjusted by means of a telescopic aluminium tube with a clip (1). If the product has a screw connection, this must be loosened by turning to the left before adjustment. After adjustment, the screw connection must be tightened again.

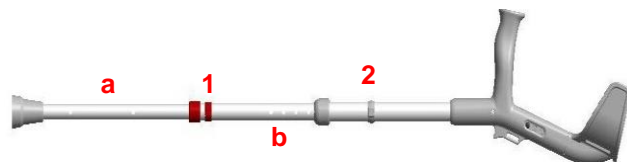


### 8.2. Travel



- Delivery in disassembled travel condition. Remove both clips (1) from the inner tube. Push the three tubes into each other and insert the clips (1) completely at the desired position. Tighten both screw connections (2).

### 8.3. Big Travel



- Delivery in travel condition. Remove the red clip (1) and the grey clip (2). Pull the inner tube (a) to the third and thus longest setting. Insert the red clip (1). Set the desired length of the middle tube (b). Insert the grey clip (1).

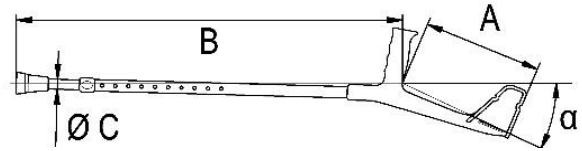
### 8.4. Armrests

- To adjust / mount the armrest, press the push button and slide the armrest into the desired position until the push button clicks into place.

## 9. Product data

- We reserve the right to make technical developments and improvements with respect to the design shown in this User Manual.

REF	A / mm	B / mm	C / mm	$\alpha$
108.50	225- 250	785- 935	22	23°
108.00	225- 250	795- 995	19	20°



## 10. Cleaning and care

- The device can be cleaned using a mild conventional cleaning and disinfecting agent. After cleaning, wipe the device with clean water and a cloth and then wipe the walking aid dry with a clean cloth. Do not use scouring agents or cleaning agents with aggressive solvent additives (observe the product information!), as well as hard cleaning objects, as otherwise the surfaces may be damaged or deposits may form.

## 11. Maintenance

- Have your walking aid checked by your specialist dealer at least 1x every six months. Worn suction feet (wearing part) must be replaced immediately. Pay attention to the diameter (see 9). Pull the suction foot off the end of the tube. Push on the new suction foot as far as it will go and check that it is firmly seated.

### Spare parts & accessories:

Art. no.	Designation
200.00.00	Suction foot 19mm, grey
200.50.20	Suction foot 19mm, blue
201.30.00	Adjustment clip 22mm, red
201.00.25	Adjustment clip 25mm, grey
201.50.00	Adjustment clip 22mm, blue
01.01.001	User Manual
01.12.154	Reprocessing Instructions
160.02.02	Arm rest padding, Standard
160.02.03	Arm rest padding, Big
160.01.02	Handle padding, Standard
160.01.03	Handle padding, Big
255.00.00	Travel bag